

Springfield Technical Community College

Springfield Technical Community College (STCC) has a strong and recognized commitment to the economic development of the Pioneer Valley, Massachusetts, and the nation. The College is a leader in technology education and instructional innovation offering degree and certificate programs in technologies, health sciences, business, and engineering.

COLLABORATIONS

- STCC planned, developed, and hosted a Summer Academy for Science Teachers in the greater Springfield school systems. Under a grant, 20 teachers participated in the week-long series of workshops centered around innovative ways to teach the ecology strand of the Massachusetts science curriculum frameworks.
- The School of Health & Patient Simulation and World is Our Classroom, a Springfield initiative which reaches out to K-12 students and parents, are collaborating on a special project to bring K-12 students to SIMS Medical Center—A Virtual Hospital. Students will develop enhanced science skills through a patient case based approach that incorporates both theory and practice. This is a unique collaboration in that it is the first time that K-12 students will have access to high-fidelity computer supported full-size human simulators as well as college faculty acting as mentors. The purpose is to enhance science skills and make K-12 students more aware of the wide range of health careers in need of future qualified employees.
- STCC, Greenfield Community College, and Holyoke Community College collaborated jointly with the Western Massachusetts Dental Society to conduct a study on regional workforce needs for Dental Hygienists and Dental Assistants. This study was funded by a grant from the Dental Society and will provide the basis for decisions concerning the expansion of STCC's dental technician programs to meet the needs in Western Massachusetts.
- Holyoke Community College and STCC have collaborated on reforming the Perkins Tech Prep Program for the Pioneer Valley of Western Massachusetts. This collaboration has resulted in greater efficiencies by centralizing staff reporting, budgeting, and outcomes reporting through one office at HCC. This collaboration also expands the reach of the consortium, increases potential programmatic articulation, and eliminates duplication of efforts for both the colleges and the vocational-technical secondary schools.
- STCC has joined with the Regional Employment Board of Hampden County and the Western Massachusetts branch of the National Tool and Machining Association in Project Renew. This effort is aimed at increasing the workforce for precision manufacturing for the Pioneer Valley region. This collaboration has garnered grant monies to assist in recruitment and financial aid for students and has also developed new curricular opportunities for students to gain first hand experience in manufacturing.

Program of DISTINCTION

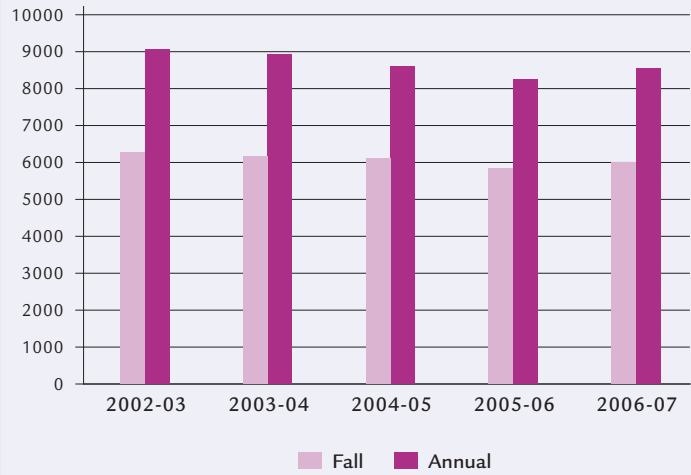
STCC instituted a seminar program for new faculty recently hired at the college. Planning and implementation is provided by the STCC Professional Development Center, and its Coordinator, Linda Meccouri. This weekly seminar introduces new faculty to colleagues, new teaching methodologies, and general information about the campus and the college. The seminar also provides a confidential forum for faculty to share issues and ideas as they adjust to teaching in the community college.

- Under a grant from Pioneer Valley STEMNET, STCC offered a two-week course to 13 middle school teachers called, "Engineering: Making It Better." Course goals were: 1) update and reinforce teacher backgrounds in technology and engineering; 2) present a variety of conceptual and laboratory experiences; 3) develop an appreciation for the importance of data gathering, measurement and analysis in keeping with DOE Curriculum Frameworks for grades 6 through 8. Follow up sessions were held to allow participants to share best practices and future plans for classroom implementation.
- The Entrepreneurial Institute's Young Entrepreneurial Scholars (YES!) program partners with over 20 high schools throughout the region to teach entrepreneurship. More than 1,000 students participate each year. YES! supports teachers through training, materials, and sharing best practices. A yearly calendar of events is available to the YES! students, including wholesale buying trips to New York City, entrepreneurial conferences, and campus visits. YES! culminates in a business plan competition each year at STCC.

I. ACCESS TO PUBLIC HIGHER EDUCATION IN MASSACHUSETTS

Access Indicators*	
FALL ENROLLMENT	
Fall 2006 Headcount:	5,992
Fall 2006 FTE:	3,774
<i>Results: Over the last three years, fall headcount enrollment has decreased 2.0%, and fall FTE enrollment has decreased 2.9%.</i>	
ANNUAL ENROLLMENT	
FY2007 Headcount:	8,555
FY2007 FTE:	3,998
<i>Results: Over the last three years, annual headcount enrollment and annual FTE enrollment have remained relatively stable.</i>	
MINORITY ENROLLMENT	
Minority Enrollment Percentage in Fall 2006:	34.0%
<i>Results: Greater than institution's primary draw region's minority representation of 23.9%.</i>	

Fall and Annual Headcount Enrollment



II: AFFORDABILITY OF MASSACHUSETTS COMMUNITY COLLEGES

Affordability Indicators*	
% OF MEDIAN FAMILY INCOME	
Tuition and fees as a percent of median family income in FY2007:	4.5%
<i>Results: Comparable to the Northeast regional average of 4.9%.</i>	

Tuition and Fees as a Percent of Median Income

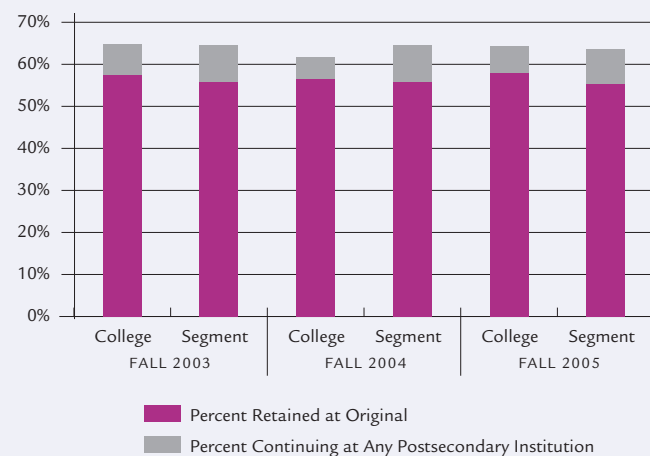
	FY2003	FY2004	FY2005	FY2006	FY2007
Tuition and fees	\$2,734	\$3,144	\$3,204	\$3,354	\$3,354
State median family income (SMFI)	\$66,922	\$67,527	\$68,701	\$71,655	\$74,463
Tuition and fees as % of SMFI	4.1%	4.7%	4.7%	4.7%	4.5%
Segment avg. tuition and fees as % of SMFI	4.2%	4.8%	4.9%	4.9%	4.7%
Northeast avg. tuition and fees as % of SMFI			4.8%	4.8%	4.9%

* See Technical Guide (pages 109–110) for indicator methodology and details.

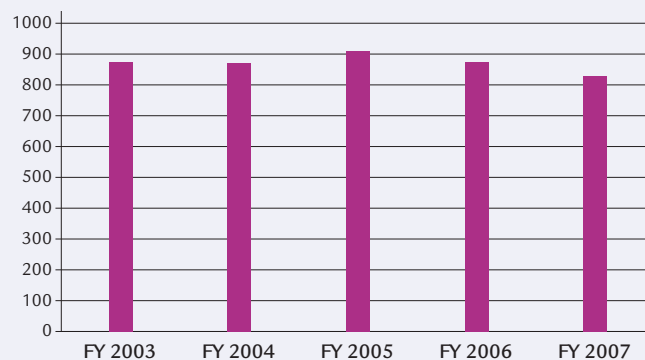
III: STUDENT SUCCESS AND ACADEMIC QUALITY

Success and Quality Indicators*	
FALL COHORT FIRST-YEAR PERSISTENCE	
Retained at original institution:	58.0%
Continuing at any institution:	64.3%
<i>Results: Persistence at original institution has remained relatively stable over the last three years and is above the segmental average of 55.3%.</i>	
FALL-TO-SPRING RETENTION	
2006–2007 Fall-to-Spring Retention Rate:	92.7%
<i>Results: Fall-to-spring retention has remained relatively stable over the last three years.</i>	
COURSE COMPLETION	
FY2007 Credit Course Completion Rate:	79.3%
<i>Results: Above the Board of Higher Education’s target rate of 75%.</i>	
DEGREES CONFERRED	
Total Degrees Conferred in FY2007:	828
<i>Results: Average degrees conferred per year over the last three years: 871.</i>	
NURSING EXAM PASS RATE	
2006 Pass Rate for First-Time Test-Takers on the National Nursing Licensure Examination:	89.9%
<i>Results: Above the Board of Higher Education’s target pass rate of 85%.</i>	
WORKFORCE DEVELOPMENT	
FY2007 Annual Enrollment in Workforce Development Courses:	3,582
<i>Results: Average annual enrollment in workforce development courses per year over the last three years: 3,748.</i>	

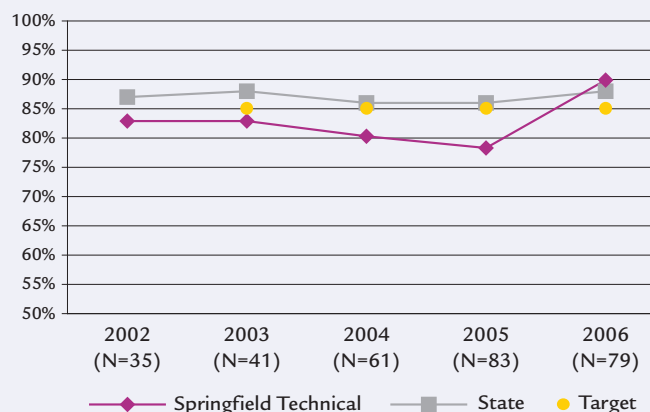
First-Year Persistence Rate (Fall-to-Fall)



Degrees Conferred



Nursing Exam Pass Rate (Associate’s Level)



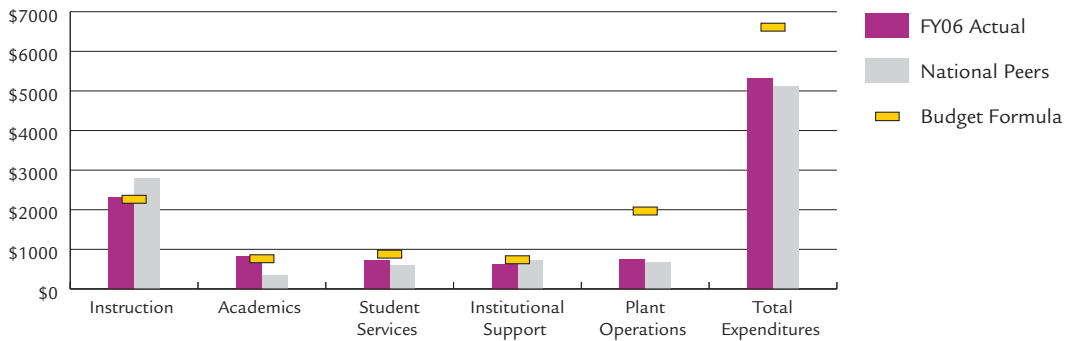
* See Technical Guide (pages 109–110) for indicator methodology and details.

IV: EFFECTIVE AND EFFICIENT USE OF RESOURCES

Efficiency and Innovation *	Compliance *
<p>EFFECTIVE PROJECTS AND INITIATIVES</p> <p>Negotiated a new utilities contract, resulting in significant cost savings.</p> <p>Utilized vendors listed by the Massachusetts Higher Education Consortium, saving \$507,000 in vendor payment costs.</p> <p>Collaborated with Holyoke Community College bookstore to streamline operations.</p> <p>Hosted a Datatel Users Conference (NERDUG) in July 2007, bringing in 200 participants. Datatel is an information management consulting firm that focuses on assisting higher education institutions in improving and streamlining business practices.</p> <p>Raised \$933,100 through private fundraising, an increase of \$46,479 from FY06.</p>	<p>ANNUAL INDEPENDENT AUDIT</p> <p><i>No material weaknesses based on annual external independent audit:</i></p> <p>2007</p> <p>2006</p> <p>2005</p> <p>2004</p> <p>2003</p>

Resource Allocation *

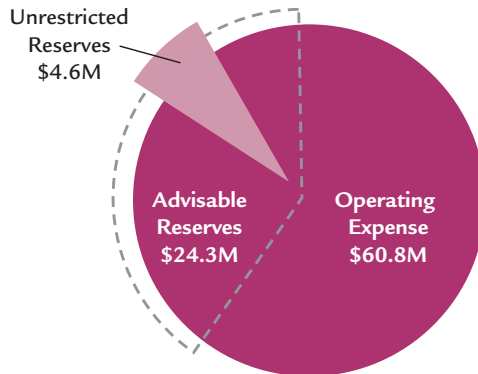
EXPENDITURES PER STUDENT—ACTUAL, BUDGET FORMULA & NATIONAL PEERS



Financial Health Indicator *

PRIMARY RESERVE RATIO

$$\frac{\text{Unrestricted Reserves } \$4,596,112}{\text{Total Operating Expenses } \$60,823,286} = 7.6\%$$



* See Technical Guide (pages 109–110) for indicator methodology and details.